

You Take My Breath Away: Tuck's Voicings

When we started recording I was consistently pulling some voicings out of tune. At the time I could not control this, so I revoiced where necessary (labeled CD). Now I'm better at it, so I use the old live ones again (labeled live). Notes: (1) When two notes are shown on one string, they are either melody (in intro) or options (in verse/chorus). (2) Roots are in squares. (3) Where chords repeat, I did not repeat the diagrams. You figure it out. (Bars 12, 13, chorus).

Intro

|| B | C#m7 sus | B/D# | E add 9 no 3 ||

Verse

|| ● B | C#m/B | BM7 | B sus | E (add 9) | F#11 F#7 | B B sus add 9 | 1.  2.  || B

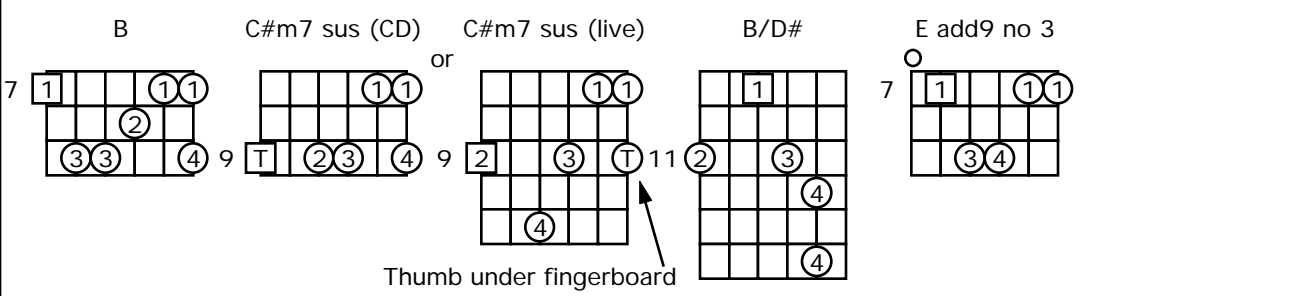
or E add 9/B

Chorus

|| F# | B | F# | B B sus add 9 B | F# | G#m E9 | F# F#13 ||

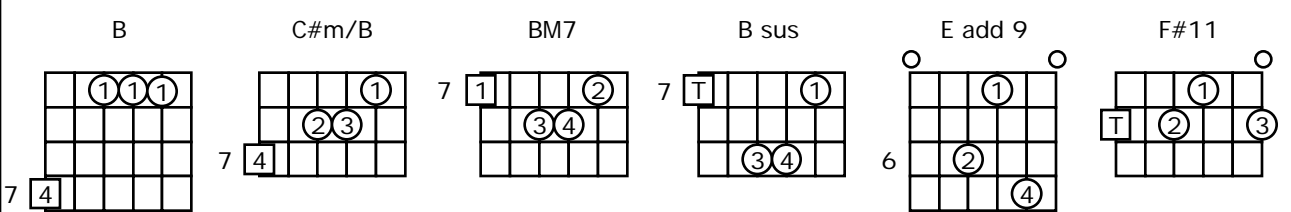
Intro voicings:

B C#m7 sus (CD) C#m7 sus (live) B/D# E add9 no 3



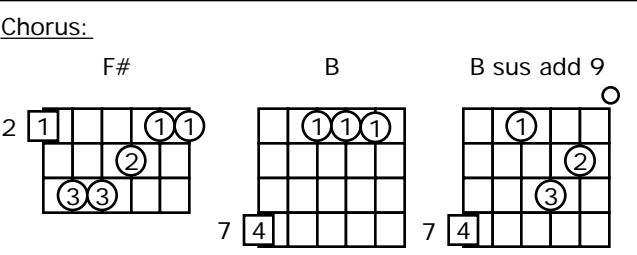
Verse 1 (CD and live), Verse 2 (CD):

B C#m/B BM7 B sus E add 9 F#11

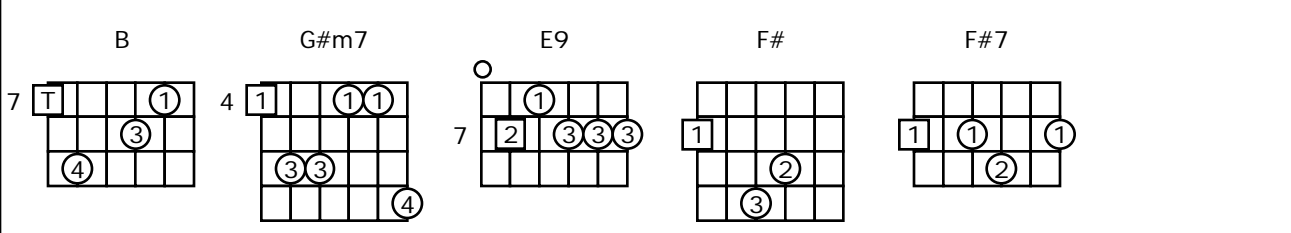


Chorus:

F# B B sus add 9



B G#m7 E9 F# F#7



Verse 2 (live):

B	C#m7 sus/B	B M7	E add 9/B	E add 9	or	E add9
7	7	7	7	11		11
F#11	or F# 11	and F#11	B	B sus add9		
2	2	4	7	7	I often slide between voicings 1-2, 3-4 and 10-11.	
Or F#11 voicings from Verse 1.						

Verse 3 (CD), where different from Verse 1:

B	E/B	B M7	E

Many different fingerings are possible for these three chords; I don't know what I used.

Verse 3 (live), where different from Verse 1:

B	E (C#m)/B	B M7	B sus (E/B)	E add9
7	7	7	7	11
E add9	E	E	E	
11	9	6		

I play these four voicings, an eighth note each, for the last two beats of the E add 9 in the second repeat of Verse 3.